



Necessary tools

Want any of the following work done ?

Planting

Clearing

Thinning and Pruning

Marking and Inventory

Logging

Skidding

Hedges

Contactez le

Lycée Horticole et Forestier

76270 Mesnières-en-Bray

Tél. 02 35 93 10 04

Fax. 02 35 94 55 77

www.institut-mesnieres-76.com

Technical sheet for willow weaving

-Dead or living branches from either a willow or chestnut tree measuring 1,5m long .

-Willow branches from 2 to 5 m long and 5cm in diameter.

-Willow twigs-2m long ang 1,5 cm in diameter.

-Wire for securing the branches



DECOGRAF - FRESLES - 02 35 93 29 02 - 09/2009



Mesnières en Bray

Lycée Horticole et Forestier

Willow weaving along a river



A natural way to maintain river banks


Éducation et culture
Éducation et formation tout au long de la vie
LEONARDO

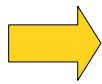



PAYS DE BRAY


THE MAIN WEAVING STEPS

The weaving is a method which uses natural materials such as trees' branches from river banks. The different goals are to maintain river banks, to limit soil erosion, to stabilize the banks' roots, to diversify habitats and facilitate the water flow. It must be used so in landscaping.

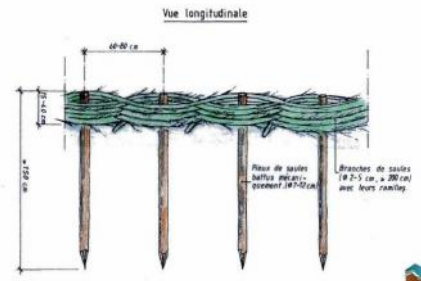
Trimming willows (*Salix alba*)



Planting chestnut stakes
(*Castanea sativa*)



Braiding weaving finish




Weaving willow branches in
acordance with the current
flow



Tying weaved branches



What can willow weaving achieve?
TODAY



10 years later willow cuttings start to grow
up again

